




# cupcake candy jars

small recycled jar with a lid   
1 tube white caulk (use with caulk gun)  
(1 tube can make approx 4 'cupcakes')  
candy to fill jar  
bell, beads or sequins to top

Paint lid white & dry   
Swirl caulking on top of lid using caulk gun.   
press a single bell on top & sprinkle with  
seed beads or sequins.  
let dry. Then label & decorate.